

BT-DSB-618-R

BenchTech Double Sink Bench 1800mm Long with Right Hand Bowls and Pipe Undershelf

304
SS

1.2
mm

Food
Grade

Pipe
Under
Shelf



About

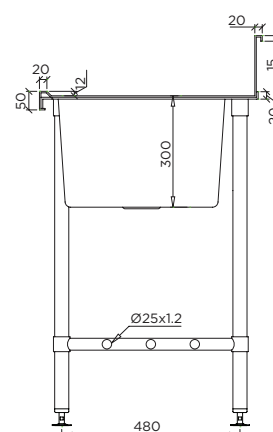
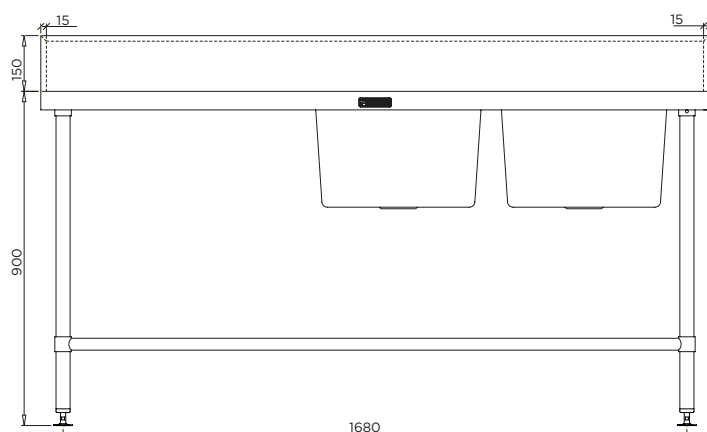
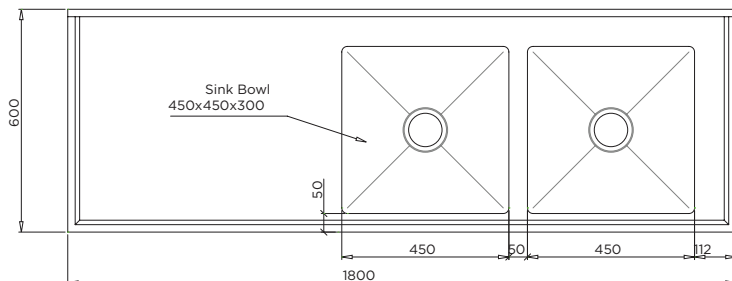
BenchTech Double Sink Benches are made from 1.2mm grade 304 stainless steel complete with a 2.0mm corrosion resistant zinc plated steel substrate. Double RHS bowls with 90mm European Waste (50mm Connection) and 1.2mm grade 304 stainless steel pipe shelf supplied as standard. Built to true commercial specifications, the BenchTech modular system can be used for a full kitchen fit-out or integrated with custom - made Britex benches and shelves to achieve a more cost effective overall project solution. Providing absolute value for money, BenchTech is ideal for use in projects such as teaching kitchens, canteens, cafes and restaurants

Features

- 304 Grade, 1.2mm Thick S.S Benchtop
- 304 Grade, 1.2mm Thick S.S Pipe Shelf
- 150mm Splashback
- Bowl Size: 450 x 450 x 300mm Deep
- 90mm European Waste with 50mm Connection
- Satin Finish
- 2.0mm Corrosion Resistant Zinc Plated Steel Substrate Benchtop
- 38mm Diameter S.S. Tube Legs
- Adjustable Feet Height
- S.S. Pipe Shelf

BT-DSB-618-R

BenchTech Double Sink Bench 1800mm Long with Right Hand Bowls and Pipe Undershelf



Other Sizes

BT-DSB-624-R
2400mm BenchTech Double Sink Bench

Also Available



LSPW
50mm Stainless Steel Waste



BT-SSB-C
BenchTech Single Sink Bench Series